




Wires, Strands, Rods, Cables & Tubes

 Spiral brushes with inward facing fillings (inverted spirals) are an effective tool for simple cleaning tasks such as the removal of scale residues, powder drawing agents and dust. GEO's spiral brushes with stainless steel frames are available in a variety of filament materials and four sizes. The inward facing fill is usually overlapping. Outside diameter and filament diameter determine the hardness.

 Spiral brushes with soft or hard Polyamide (PA) or Polypropylene (PP) filaments gently wipe and brush the surface even of soft metals and cables. They are used for the removal of loose powder or excess coatings, dirt or tinsel and often in conjunction with chemical cleaning baths.

Brushes with brass coated steel and stainless steel filaments are ideal for removing scale, lubrication residue and carrier coating on wires, rods and tubes. In addition stainless steel filament is highly suitable for aggressive descaling and high-temperature environments.

 The brushes are manufactured in a length of 1 meter and shortened by the user to the desired length.

For static application GEO recommends a closed box. Dust collected in it can be extracted. As an effective alternative, GEO offers rotating brush systems with the DRB devices.

Features / Technical data

Bristles*	Outer-Ø in mm **	Bristles-Ø in mm ***
Polypropylene		
	40	0,2 / 0,4 / 0,6
	57	0,2 / 0,4 / 0,6
Polyamide		
	40	0,2 / 0,4 / 0,6
	57	0,2 / 0,4 / 0,6
Brass Coated Steel		
	40	0,2
	57	0,2 / 0,3
****	80	0,3
Stainless Steel		
	30	0,2
	40	0,2
	57	0,2

Stainless Steel Frame (AISI 304 / 1.4301)

Length: 1000 mm *****

Windings: 34 *****

Notes:



- * Overlapping filaments (Inside-Ø = 0).
Custom inside-Ø (core hole) on request
- ** Other OD on request
- *** Other filament sizes on request
- **** Galvanized frame
- ***** Other lengths/windings on request

GEO-Reinigungstechnik GmbH

E info@geo-reinigungstechnik.de
I www.geo-reinigungstechnik.de

MECHANICAL SYSTEMS
CLEANING & LUBRICATION

- ▶ Small Footprint
- ▶ Easy Installation
- ▶ High Process Speeds
- ▶ Economical Operation



PRIMARY WIRE WIPE



Primary Wire Wipe (PWW) is an effective and economic device for reducing particulate contamination and excess drawing lubricants and oils on thin wires and tapes.

The material to be cleaned passes through two mirror-inverted, counter-rotating strips of nonwoven tapes. The continuous tape forward movement and controlled contact pressure of the cleaning tapes guarantee reliable and comprehensive contact of the material surfaces to be treated with nonwoven that are always clean. This is a decisive advantage over traditional wiping solutions such as felt discs, sponges and rags in which the dirt accumulates and, in the worst case, soils or damages the material anew.

The standard PWW SINGLE system is designed for wires up to 2 mm in diameter. Wires are guided transversely to the two cleaning tapes. Strip material with a maximum width of 120 mm is guided longitudinally against the adapted tape run.

Supplemented by a vertically arranged second pair of pressure plates in the PWW TWIN version with four nonwoven rolls, wires up to 4 mm in diameter can be treated.



To support cleaning, the PWW SINGLE and PWW TWIN can be optionally supplemented with a liquid feed system and enclosures for use with volatile cleaning media.

Measurement

- PWW SINGLE/TWIN(BxT): ca. 600 x 750 mm
- Passage height: 800 - 1200 mm

Diameter range

- SINGLE up to 2 mm / TWIN up to 4 mm

LOW SPACE SURFACE TREATMENT



The LS WST uses textile tapes for cleaning or coating wires with round or rectangular cross-sections up to 10 mm.


The LS WST consists of two modules, the drive unit for the belt transport and one or two process zones. In the process zone of this wiping system, a woven textile tape wraps around the material surface. The continuously adjustable transport of the strip ensures that there is always a clean wiping tape in contact with the material to be cleaned.



Due to the short process zone and the short contact time between textile and material, as well as the low friction force required for cleaning, an accumulation of metal particles in the cleaning tape with the known effects is avoided, an advantage over comparable mechanical systems.

By means of optionally selectable metering systems, liquid is evenly applied to the material surface via an applicator. Depending on the system, liquids with a viscosity below 100 mPas can be applied to the textile tape in the range from 0.1 to 3 ml/min.

For use with solvents, the systems can be optionally enclosed and equipped with explosion-proof exhaust fans.



Measurement

- LS WST SINGLE/TWIN (BxT): ca. 600 x 750 mm
- Passage height: 800 - 1200 mm

Diameter range


- SINGLE / TWIN up to 10 mm

CABLE MISPRINT REMOVAL




The KFP system is used to remove misprints on cables in a continuous process. For this purpose, the cable is exposed to a suitable solvent and mechanically wiped in two steps by nonwoven belts.

The solvent required to remove the labeling is applied to the cable from a container in metered quantities, distributed evenly by static brushes, and then picked up or wiped off again by pairs of nonwoven tapes arranged in an offset pattern. These tapes are wound up by motor against the running direction of the cable. The continuous, infinitely variable transport of the nonwoven tapes ensures that the material is always in contact with clean tape.



The 90 ° offset arrangement of the tapes and the pressure rollers, which can be adjusted to the cable diameter, ensure full and uniform treatment of the material surface.



The system is enclosed and accessible from the front via doors. An exhaust channel with explosion-proof fan keeps the work area free of vapors. Further explosion protection measures complete the equipment.

The throughput speed (max. 50 m/min) and the consumption of cleaning medium (nonwoven/solvent/brushes) depend on the degree of misprint.

Measurement

- KFP (BxTxH): ca. 2000 x 750 mm
- Passage height: 800 - 1200 mm

Diameter range

- 5 to 25 mm

ROTATING SPIRAL BRUSH DEVICES



DRB brushing systems with rotating spiral brushes are primarily used to reduce powdered drawing agents, particles, scale residues and dust on round materials.


For this purpose, the material passes through a spiral brush fixed in a rotating unit. The rotation boosts the wiping effect of this proven tool and effectively reduces the buildup of dirt in the brush fill. Depending on the application and material, brushes with plastic, steel or stainless steel bristles are used.



System DRB WCS

The DRB WCS system consists of a clad frame with a stainless steel trough. Inside the tub is the rotation unit for holding spiral brushes with outer Ø 57 mm or 80 mm and a length of approx. 300 mm. The rotation speed is continuously adjustable via a frequency converter. Loose residual particles are blown off with an air nozzle after brushing. The dust can be collected or sucked off.

System DRB SCS



The compact DRB SCS brushing system is similar in design to its big brother DRB WCS. Here, the working trough, blow-off nozzle and control cabinet are concentrated in a minimum of space. Spiral brushes with an outer diameter of 40 mm and a length of approx. 150 mm are used.

Measurement

- DRB WCS (BxT): ca. 1000 x 850 mm
- DRB SCS (BxT): ca. 450 x 450 mm

Diameter range

- on request